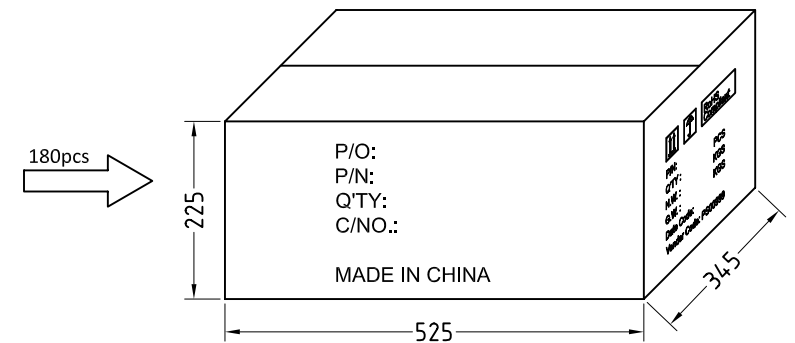
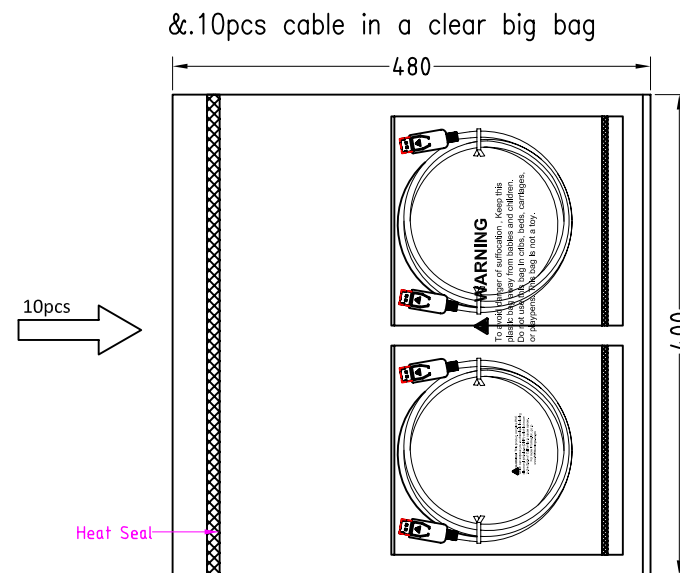
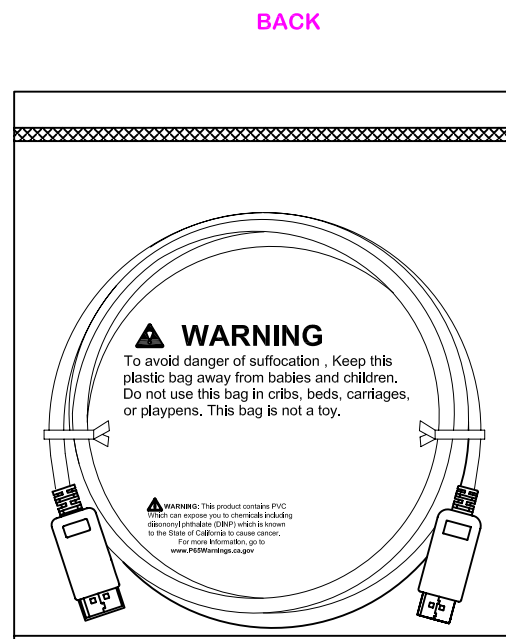
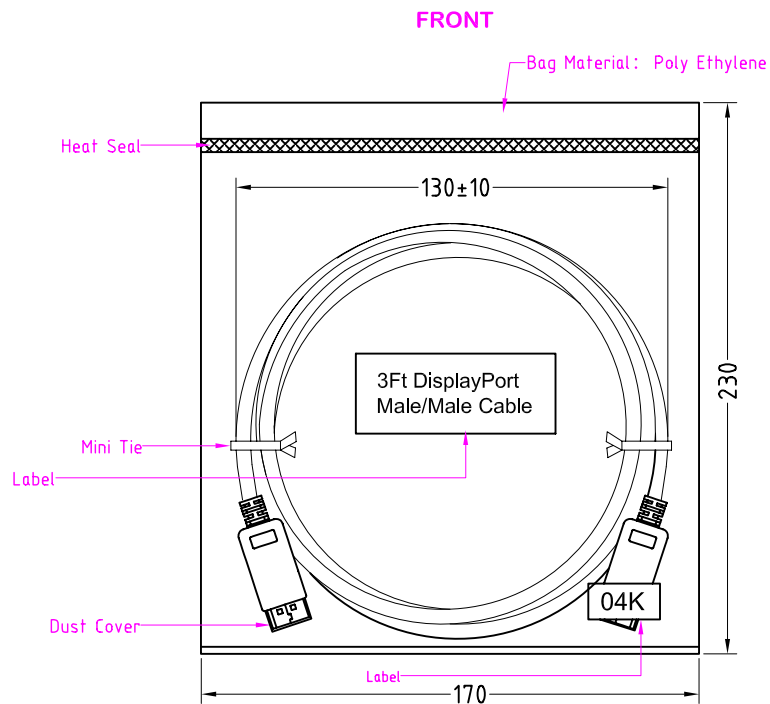
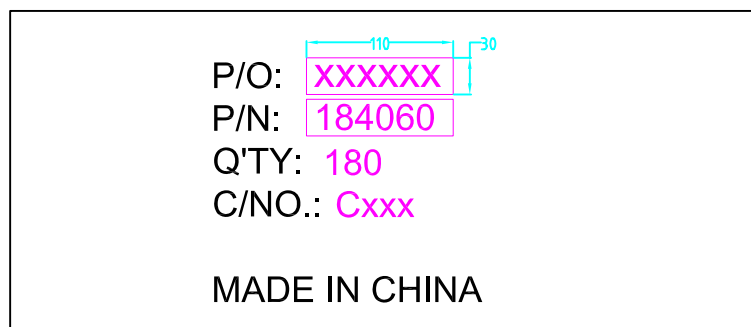


NOTE: CARTON MATERIAL MUST BE A=A

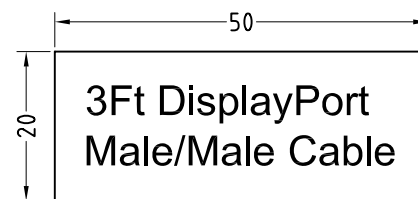
REVISION INFORMATION			
Rev.	Rev. Date	Modified By	Brief Description



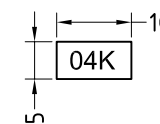
MAIN MARK



Label:
Size: 50 x 20 mm



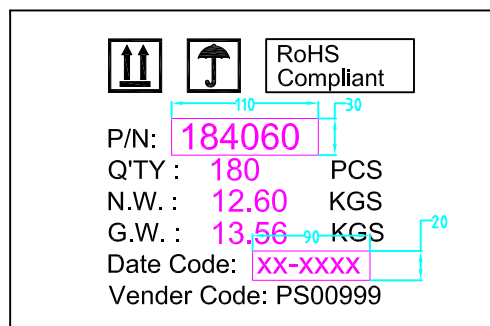
Label:
Size: 10 x 5 mm



Packing Instruction:

- 1.First of all, protect the connector with dust covers, coil the cable (see attached). Secure the cable with cable tie, and then pack each cable with an individual PE bag,10pcs cable in a clear big bag,The label is attached to the PE bag.
2. Seal the PE bag with heat sealing machine.
3. Use a waterproof bag to pack the products before going into master carton. Make sure each individual cable is staggered and positioned tidily.A paperboard is needed in both the bottom and the top of the products.
- 4.See shipping mark on the left.

SIDE MARK



Carton Size: 20.67"(L)*13.58"(W)*8.86"(H)
Carton Quantity: 180 pcs
Carton Weight: 28.90 LBS

DRAWN BY	DATE: 2016/06/10	DESCRIPTION: DisplayPort to DisplayPort cable,30#	
CHECKED BY	SHEET 2of2	ITEM NO. 184060	
APPROVED BY	SCALE None	REV. 0.0	UNIT:mm