

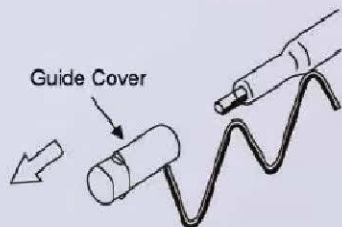
Picture of real products



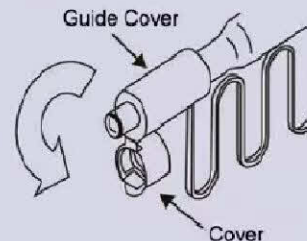
TOLERANCE	±MM	PART DESCRIPTION		PART NO.	
X	—	Fiber Optic cleaner TL-CORE-2,5/SC/ITQ		105554	
X.X	—	DRAWN XY.WEI		CHKD F.SUN	APROVED Dylan CHEN
X.XX	—	SCALE	UNIT	QTY	PAGE
X.XXX	—	—	mm	1 PCS	1 OF 3
REV	—	THIRD ANGLE PROJECTION			
P/N	—				

01	First Issue			XY.WEI	09-12-2024
REV	REVISION RECORD DESP.	ECN.NO	ZONE	BY	DATE

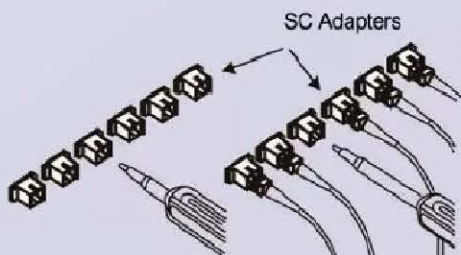
1. Push the guide cover away from the cleaning head



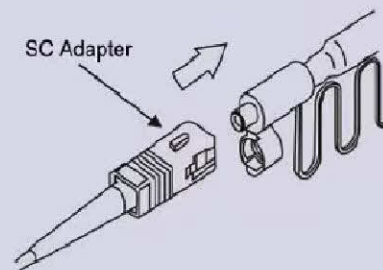
1. Open guide cover.



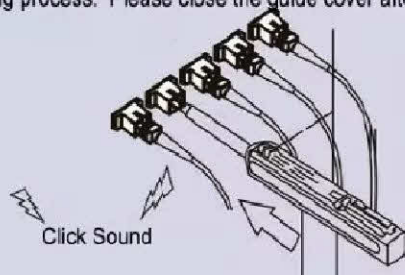
2. Insert the clean head into the SC adapters



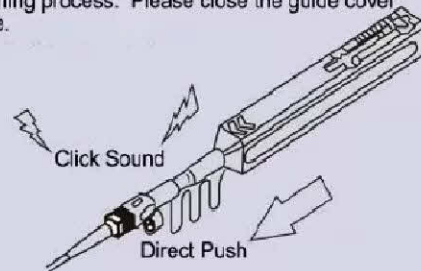
2. Insert the SC adapter head into the guide cap.



3. Push the cleaning pen to start cleaning the end of the connector, and hear the "click" sound to indicate the end of the cleaning process. Please close the guide cover after use.



3. Push the cleaning pen to start cleaning the end of the connector, and hear the "click" sound to indicate the end of the cleaning process. Please close the guide cover after use.



CLEP-2.5-C Application Operation:FC/SC/ST Cleaning Operation

Cleanable frequency:More than 800 times

DRAWN XY.WEI		CHKD F.SUN		APROVED Dylan CHEN
SCALE —	UNIT mm	QTY 1 PCS	PAGE 2 OF 3	THIRD ANGLE PROJECTION 