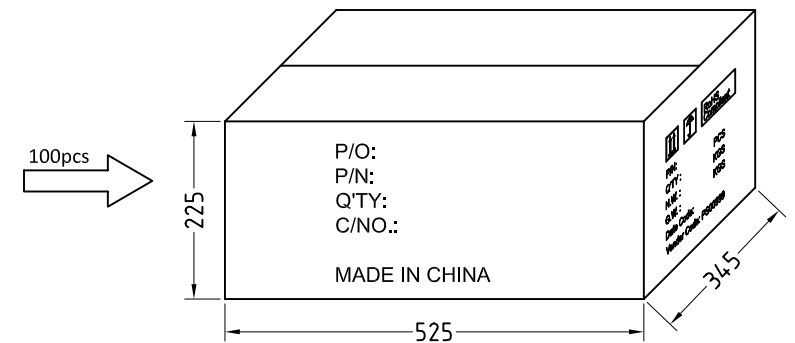
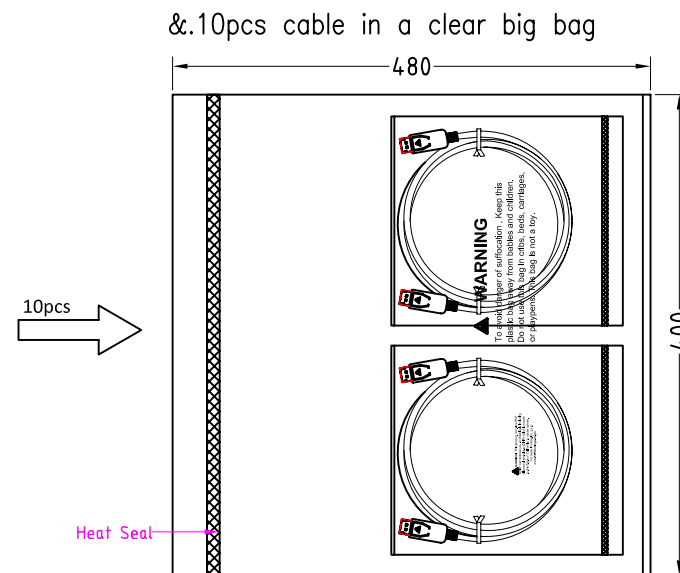
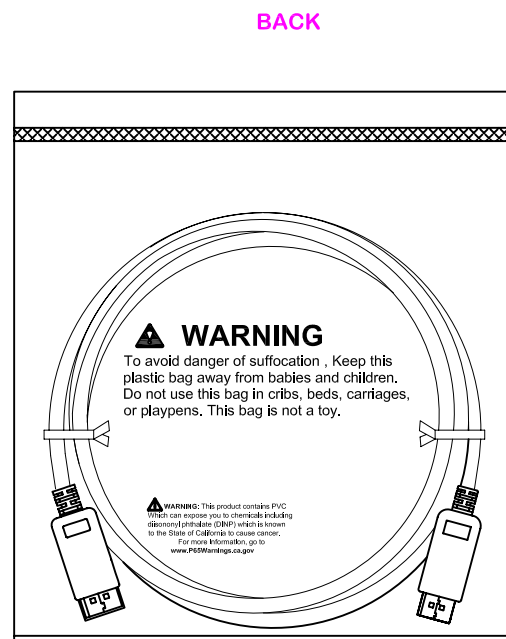
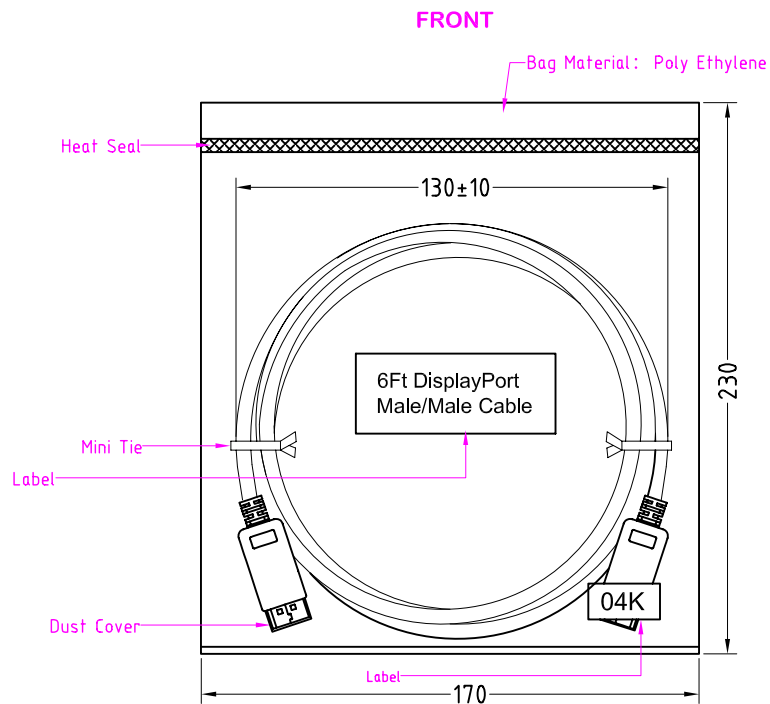
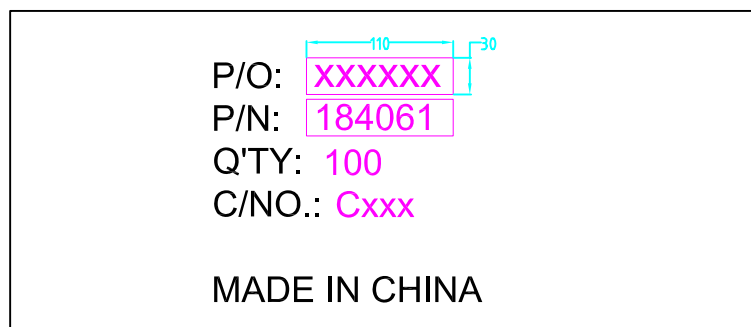


NOTE: CARTON MATERIAL MUST BE A=A

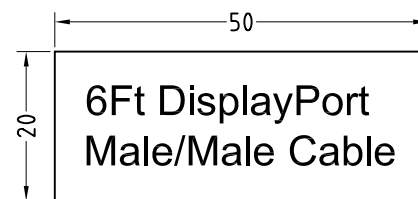
REVISION INFORMATION			
Rev.	Rev. Date	Modified By	Brief Description



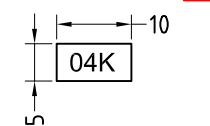
MAIN MARK



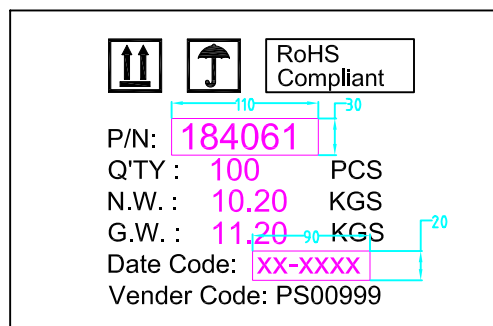
Label:
Size: 50 x 20 mm



Label:
Size: 10 x 5 mm



SIDE MARK



Carton Size: 20.67"(L)*13.58"(W)*8.86"(H)
Carton Quantity: 100 pcs
Carton Weight: 24.70 LBS

Packing Instruction:

1. First of all, protect the connector with dust covers, coil the cable (see attached). Secure the cable with cable tie, and then pack each cable with an individual PE bag, 10 pcs cable in a clear big bag. The label is attached to the PE bag.
2. Seal the PE bag with heat sealing machine.
3. Use a waterproof bag to pack the products before going into master carton. Make sure each individual cable is staggered and positioned tidily. A paperboard is needed in both the bottom and the top of the products.
4. See shipping mark on the left.

DRAWN BY	DATE: 2016/06/10	DESCRIPTION: DisplayPort to DisplayPort cable, 30#	
CHECKED BY	SHEET 2of2	ITEM NO. 184061	
APPROVED BY	SCALE None	REV. 0.0	UNIT: mm