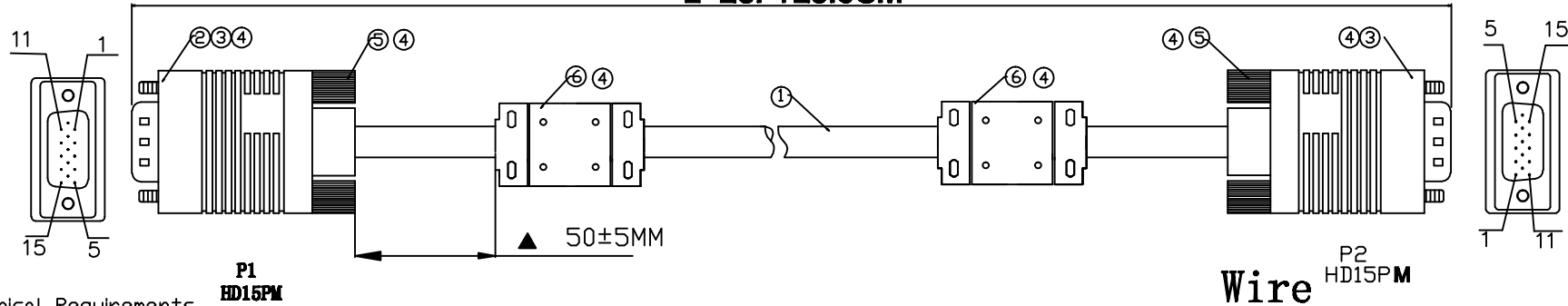


NOTE: ALL MATERIAL COMPLIANT ROHS STANDARD

REVISION INFORMATION			
Rev.	Rev. Date	Modified By	Brief Description
	2014.08.06		

" L=25FT±8.0CM"



Technical Requirements

1.Electrical Characteristics:

1.1.cable must pass electrical testing, no short circuit, open circuit, indirect sexual contact, insufficient insulation, dislocation, and other electrical contact resistance of adverse circumstances

1.2 Electrical Test Conditions

Conductor Resistance: <math>\le 10\Omega</math>  
 Insulation resistance: >math>\ge 10M\Omega/300V</math>

2.Appearance requirements:

- 2.1 No shot short,shrink, flow liner
- 2.2 Wire surface printing clear, smooth appearance, can not have scratches and obvious color
- 2.3 15PIN connector no empty pin and blunt glue
- 2.4 Terminals can not have oxidation or electrodeposited coating fall off

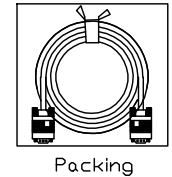
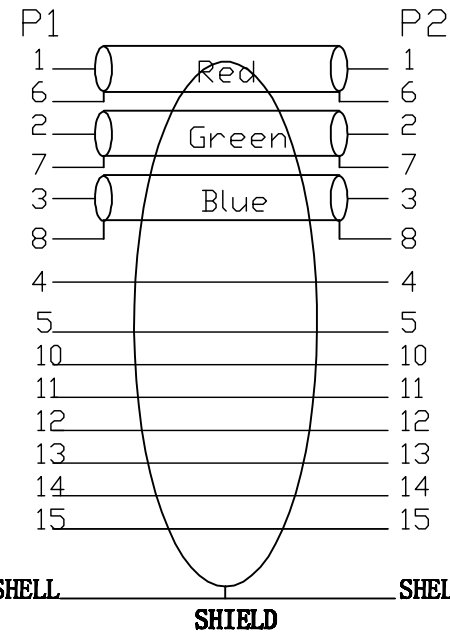
3.Size request

- 3.1 cable length match the drawing
- 3.2 "A" qc test according to this size

4. cable wire connect point view the point

5.Packing:

Circle around a single package.



1). Material List :

NO.	PART NAME	SPECIFICATION DESCRIPTION	QTY	UNIT
⑥	Ferrite	Ferrite10. 5*17. 5*28. 5mm	2	PCS
⑤	SCREW	Screw2.3*45MM	4	PCS
④	Outer Moulding	45P Black PVC(ROHS)	NA	KG
③	PE	PE Internal Mold Material	NA	KG
②	Connector	HD15PM Blue Bobbin Nickel-Plated	2	PCS
①	Wire	(7/0. 12TC+PWF8+30/0. 12CCA+2. 5PVC)+3Coax+7/0. 12TC+6C+AL+D 7/0. 12BC+1288 AL-MS 009. 5	25	FT

**BestLinkNetwork**

<b>DRAWN BY</b>	<b>DATE:</b> 2014/08/06	<b>DESCRIPTION:</b> 25P SVGA Male to Male Cable w/Ferrite Core	
<b>CHECKED BY</b>	<b>SHEET 1 of 1</b>	<b>ITEM NO. 180458</b>	
<b>APPROVED BY</b>	<b>SCALE 1:1</b>	<b>REV. 00</b>	<b>UNIT: mm</b>