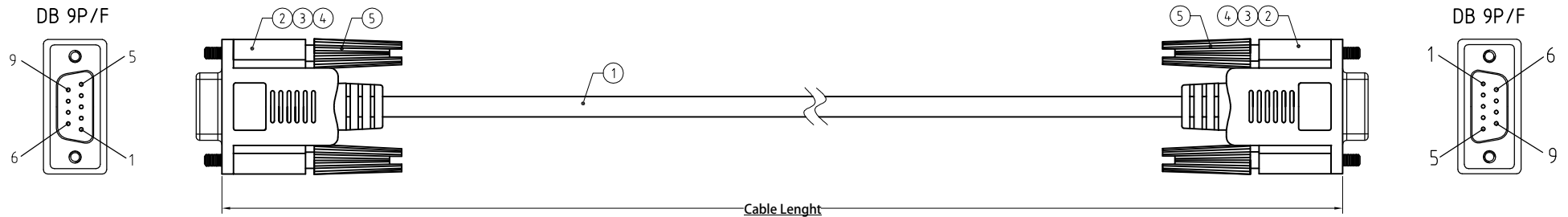


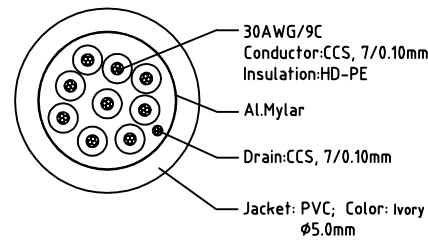
NOTE:ALL MATERIAL COMPLIANT ROHS STANDARD

REVISION INFORMATION

Rev.	Rev.Date	Modified By	Brief Description



Wire Details



Electrical character:

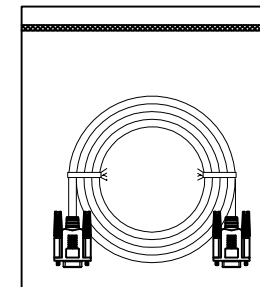
- 1)100% Open/short/Intermittent testing
- 2)Withstanding voltage:DC 300V AT 10ms.
- 3)Insulation resistance:10M Ohm(min)
- 4)Conductive resistance:5 Ohm(max)

PIN ASSIGNMENT:


DB 9P/F	DB 9P/F
1	1
2	2
3	3
4	4
5	5
6	6
7	7
8	8
9	9
SHELL	SHELL

Length Tolerance

3ft	(915 +- 20)
6ft	(1830 +- 25)
10ft	(3550 +- 30)
15ft	(4575 +- 50)
25ft	(7625 +- 70)
50ft	(15250 +- 150)
100ft	(30500 +- 300)



Label:  
Size:50 x 20 mm



NO.	PART NAME	SPECIFICATION DESCRIPTION	QTY	UNIT
⑤	Thumbscrew	#4-40UNC,φ4.0xL37.4mm,Nickel Plated,Molding PVC(Ivory)	4	PCS
④	Overmold	PVC,45Pa,Ivory	N/A	G
③	Innermold	PE,Low density	N/A	G
②	DB_Conn	DB 9P/F,PIN G/F,Blue Insulation,Steel-Shell(Nickel Plated),Solder type	2	PCS
①	Cable	30#(7/0.10CCS)×9C+D+A+PVC,Ivory,OD5.0mm	N/A	MM



DRAWN BY	DATE: 2014/08/12	DESCRIPTION: DB 9P F TO F Cable
CHECKED BY	SHEET 1 of 1	
APPROVED BY	SCALE None	REV. 00
	UNIT: mm	