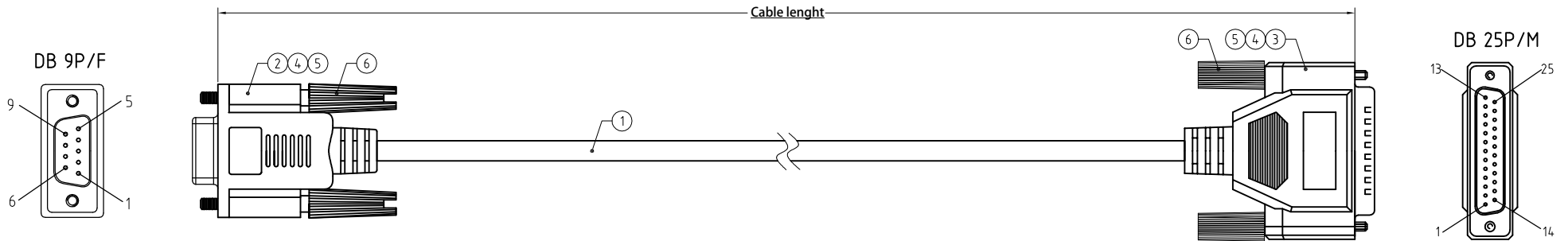


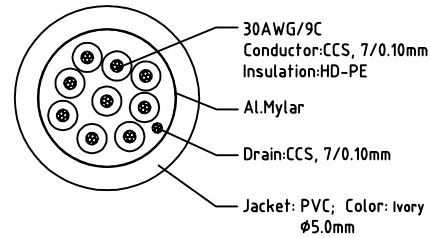
NOTE:ALL MATERIAL COMPLIANT ROHS STANDARD

REVISION INFORMATION

Rev.	Rev.Date	Modified By	Brief Description



Wire Details



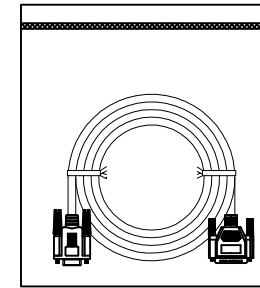
Electrical character:

- 1)100% Open/short/Intermittent testing
- 2)Withstanding voltage:DC 300V AT 10ms.
- 3)Insulation resistance:10M Ohm(min)
- 4)Conductive resistance:5 Ohm(max)


PIN ASSIGNMENT:

DB 9P/F	DB 25P/M
1	8
2	3
3	2
4	20
5	7
6	6
7	4
8	5
9	22
SHELL	SHELL

Length	Tolerance
1ft	(305 +- 5)
6ft	(1830 +- 25)
10ft	(3550 +- 30)



Label:
Size:1.97" x 0.79"



NO.	PART NAME	SPECIFICATION DESCRIPTION	QTY	UNIT
⑥	Thumbscrew	#4-40UNC,Nickel Plated,Molding PVC(Ivory)	4	PCS
⑤	Overmold	PVC,45Pa,Ivory	N/A	G
④	Innermold	PE,Low density	N/A	G
③	DB_Conn	DB 25P/M,PIN G/F,Blue Insulation,Steel-Shell(Nickel Plated),Solder type	1	PCS
②	DB_Conn	DB 9P/F,PIN G/F,Blue Insulation,Steel-Shell(Nickel Plated),Solder type	1	PCS
①	Cable	30#(7/0.10CCS)×9C+D+A+PVC,Ivory,OD5.0mm	N/A	MM



BestLinkNetware

DRAWN BY	DATE: 2014/11/03	DESCRIPTION: DB 9P F TO DB 25P M Cable
CHECKED BY	SHEET 1 of 1	
APPROVED BY	SCALE None	REV. 00 UNIT: mm