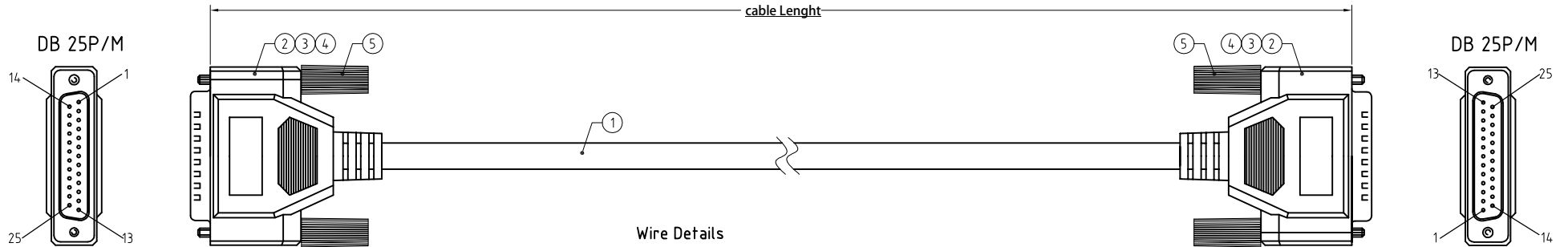


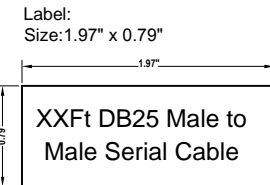
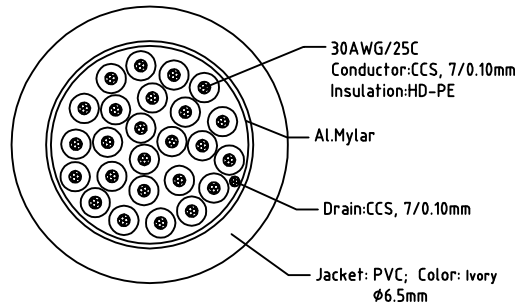
NOTE: ALL MATERIAL COMPLIANT ROHS STANDARD

REVISION INFORMATION

Rev.	Rev.Date	Modified By	Brief Description



Wire Details



Electrical character:

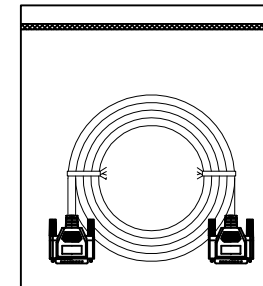
- 1) 100% Open/short/Intermittent testing
- 2) Withstanding voltage: DC 300V AT 10ms.
- 3) Insulation resistance: 10M Ohm(min)
- 4) Conductive resistance: 5 Ohm(max)

Length Tolerance

6ft	(1830 +- 25)
10ft	(3550 +- 30)
15ft	(4575 +- 50)
25ft	(7625 +- 70)

PIN ASSIGNMENT:

DB 25P/M	DB 25P/M	DB 25P/M	DB 25P/M
1	1	16	16
2	2	17	17
3	3	18	18
4	4	19	19
5	5	20	20
6	6	21	21
7	7	22	22
8	8	23	23
9	9	24	24
10	10	25	25
11	11	Shell	Shell
12	12		
13	13		
14	14		
15	15		



NO.	PART NAME	SPECIFICATION DESCRIPTION	QTY	UNIT
⑤	Thumbscrew	#4-4UNC, Ø2.8xL44.5mm, Nickel Plated, Molding PVC(Ivory)	4	PCS
④	Overmold	PVC, 45Pa, Ivory	N/A	G
③	Innermold	PE, Low density	N/A	G
②	DB_Conn	DB 25P/M, PIN G/F, Blue Insulation, Steel-Shell(Nickel Plated), Solder type	2	PCS
①	Cable	30#(7/0.10CCS)x25C+D+A+PVC, Ivory, OD6.5mm	N/A	MM



DRAWN BY		DATE:	DESCRIPTION:
CHECKED BY		2014/11/20	DB 25P M TO M Cable, 30#, 6FT
APPROVED BY		SHEET 1 of 1	ITEM NO. 180201
		SCALE None	REV. 00 UNIT: mm