

Category 5E UTP Solid CMR Bulk Cables

Category 5E UTP Solid CMR Bulk Cables

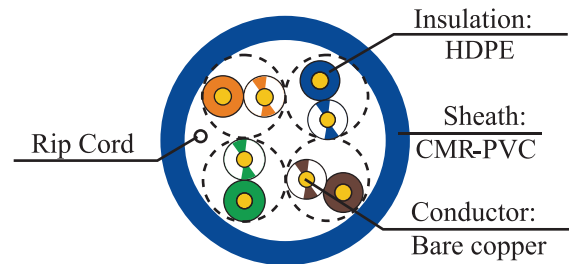

Category 5E cabling solution supports the operation of 1000 BASE-T over 100 meters and are qualified for frequency up to 350 MHz. It provides bandwidth required for multi-media, broadband video, analog video and other future applications.

Application

- 1000BASE-T Gigabit Ethernet
- 100BASE-T Fast Ethernet (IEEE 802.3), 10BASE-T
- 100 VG - AnyLAN(IEEE802.12), 155/622 Mbps ATM
- 350MHz Broadband Video
- Voice, T1, ISDN

Standard Compliances

- ETL Verified to TIA/EIA 568-C.2, UL 444, and ISO/IEC 11801
- ROHS Compliant
- ATM 155 Mbps
- Ethernet 10BASE-T, 100BASE-TX, 100BASE-VG, 100BASE-T4
- 1000 Mbps 1000BASE-T Gigabit Ethernet™ (IEEE 802.3)



BC1100900X

Cat.5e UTP 24AWG Solid CMR Bulk Cable, 1000ft

- | | |
|---------------|--------------|
| X=1(Black): ● | 6(Red): ● |
| 2(Blue): ● | 7(Purple): ● |
| 3(Green): ● | 8(White): ○ |
| 4(Gray): ● | 9(Yellow): ● |
| 5(Orange): ● | 0(Ivory): ○ |

Electrical Performance

Freq (MHz)	Attenuation (dB/100m)	Return Loss (dB)	NEXT (dB)	PS-NEXT (dB)	ELFEXT (dB/100m)	PS-ELFEXT (dB/100m)	DELAY (ns/100m)	ACR (dB)
	Max.	Min.	Min.	Min.	Min.	Min.	Max.	
1	2.04	20.00	65.30	62.30	64.00	61.00	570.00	63.26
4	4.05	23.01	56.27	53.27	51.96	48.96	552.00	52.22
10	6.47	25.00	50.30	47.30	44.00	41.00	545.38	43.83
16	8.25	25.00	47.24	44.24	39.92	-	543.00	38.99
20	9.27	25.00	45.78	42.78	37.98	34.98	542.05	36.52
25	10.42	24.32	44.33	41.33	36.04	33.04	541.20	33.91
31.25	11.72	23.64	42.88	39.88	34.10	31.10	540.44	31.16
62.5	16.99	21.54	38.36	35.36	28.08	25.08	538.55	21.37
100	21.98	20.11	35.30	32.30	24.00	21.00	537.60	13.33
200	32.42	18.92	30.78	27.78	17.78	17.78	537.02	-
250	36.85	17.60	29.33	26.33	15.84	12.84	536.28	-
350	44.85	16.30	27.14	24.14	12.92	9.92	535.92	-

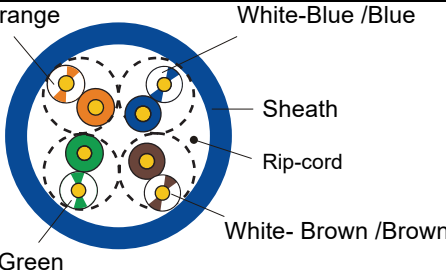
Cat.5E UTP 24AWG Solid CMR Bulk Cable, 1000ft

Marking: CAT.5E UTP INSTALLATION ETL VERIFIED TO ANSI/TIA-568-C.2 ▲▲▲▲▲▲▲▲▲▲ 24AWGX4P CMR (UL) c(UL) E339722

Category 5E UTP Solid CMR Bulk Cables

Content of the Data Sheet

Sheath Printing	CAT.5e UTP INSTALLATION CABLE TESTED TO 350MHz ETL VERIFIED TO ANSI/TIA-568-C.2 ▲ E339722-X 24AWGX4P 75C CMR(UL) C(UL) ▲ RoHS XXXXFT		
Category	U/UTP CAT5E-4P- CMR		
Test Standard	TIA-568-C.2 ISO/IEC 11801		
Conductor	Material	Solid-Bare Copper	
	Nom.O.D.(mm)	0.490	up +0.005 down -0.005
Insulation	Material	HDPE	
	Diameter	0.87±0.03mm	
Sheath	Thickness	0.45±0.05 mm	
	External O.D.	4.9±0.4 mm	
	Surface	Clean,Frap,Satiation	
	Material	FRPVC	
	Color	According to the requires	
Surface Printing	Letter height	3.0±0.3mm	
	Color	Black	
	Print error & Space	≤±0.5%, 1m	
Core Color	1 White- Blue /Blue	2 White-Orange /Orange	
	3 White- Green /Green	4 White- Brown /Brown	
Packing	Wooden Tray & Carton		
Carton dimension	According to the requires		
Packing length	(305±1.5)m		
Rip-cord	Yes	Drain wire	No
Sheath Physical Properties	Before Aging Tensile Strength (Mpa)	≥13.5	
	Elongation(%)	≥150	
	Aging Period(°C×hrs)	100°C×24h×7d	
	After Aging Tensile Strength(Mpa)	≥12.5	
	Elongation(%)	≥125	
	Cold bend(-20±2□×4h) 8×Cable O.D.. No visible cracks		
Electrical Characteristics (20° C)	1.0-100.0MHz Impedance(7)	100±15	
	100-350 MHz Impedance(Ω)	reference values	
	1.0-350.0MHz Delay Shew (ns/100m)	≤45	
	DC ResistanceΩ/100m) max	9.5	
	DC Conductor Resistance Unbalance(%) max	5.0	



White-Orange/Orange
White-Blue /Blue
Sheath
Rip-cord
White- Green /Green
White- Brown /Brown

Technical Performance :

Fre. MHz	RL ≥dB	ATT ≤dB	NEXT ≥dB	Phase DELAY ≤ns	PSNEXT ≥dB	ELFEXT ≥dB	PSELFEXT ≥dB
1	20.0	2.0	65.3	570.00	62.3	63.8	60.8
4	23.0	4.1	56.3	552.00	53.3	51.8	48.8
8	24.5	5.8	51.8	546.73	48.8	45.7	42.7
10	25.0	6.5	50.3	545.38	47.3	43.8	40.8
16	25.0	8.2	47.2	543.00	44.4	39.7	36.7
20	25.0	9.3	45.8	542.05	42.8	37.8	34.8
25	24.3	10.4	44.3	541.20	41.3	35.8	32.8
31.25	23.6	11.7	42.9	540.44	39.9	33.9	30.9
62.5	21.5	17.0	38.4	538.55	35.4	27.9	24.9
100	20.1	22.0	35.3	537.60	32.3	23.8	20.8
*155	18.0	28.1	32.4	536.90	29.4	20	17
*200	17.4	32.4	30.8	536.50	27.8	17.8	14.8
*300	16.5	41.8	29.3	536.10	26.3	14.3	11.3
*350	16.0	44.9	27.1	535.90	24.1	12.9	9.9

Remarks: * are the reference values