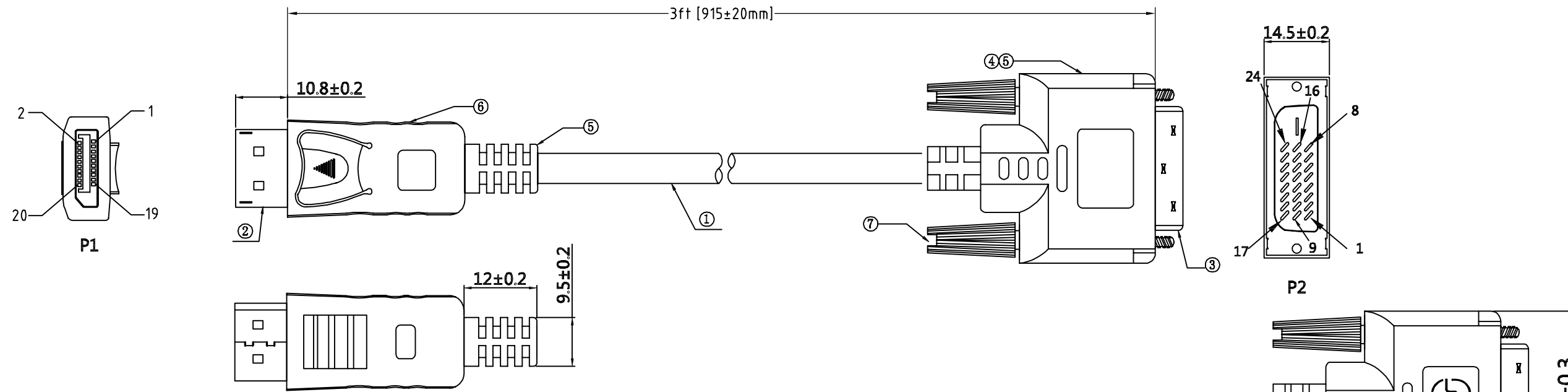
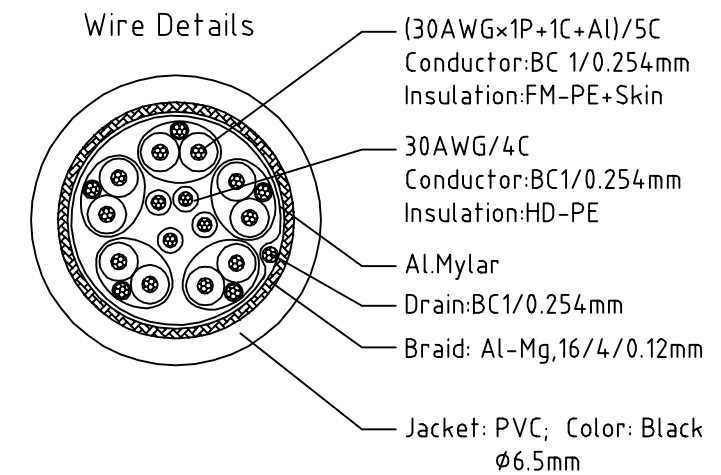


NOTE: ALL MATERIAL COMPLIANT ROHS STANDARD

REVISION INFORMATION			
Rev.	Rev. Date	Modified By	Brief Description
1.0	2022-3-15	Hypo	Release to product



DP	DVI(24+1) PCBA: MXP3361
2	Drain 2 GND
1	Brown 1 ML-Lane0(p)
3	White 3 ML-Lane0(n)
5	Drain 5 GND
4	Red 4 ML-Lane1(p)
6	White 6 ML-Lane1(n)
8	Drain 8 GND
7	Green 7 ML-Lane2(p)
9	White 9 ML-Lane2(n)
11	Drain 11 GND
10	Blue 10 ML-Lane3(p)
12	White 12 ML-Lane3(n)
15	Black 15 AUX-CH(p)
17	White 17 AUX-CH(n)
19	Drain 19 GND
16	Orange 16 GND
18	Red 18 Hot Plug Detect
13	Yellow 13 Config 1
14	White 14 Config 2
20	Purple 20 +5V Power
SHELL	Braid+Drain SHELL



Electrical character:  
1) 100% **1080P/60Hz** testing

Cable	HDMI (1/0.254BC*1P+1C+AL)*5C+1/0.254*4C+ADB OD=6.5MM Jacket:Black PVC		
Conn	DisplayPort Male, Pin G/F, Black Insulation, Steel-Shell(G/F Plated)		
DP_Shell	DisplayPort 20 Pin Shell, ABS, Black		
DVI+PCBA	DVI(24+1) Male, Pin G/F, Black Insulation, Steel-Shell(G/F Plated)		
Innarmold	PE, Low density		
Overmold	PVC, 45Pa, Black		
Thumbscrew	Ø2.8*L51.0mm, Nickel Plated		
PART NAME	SPECIFICATION DESCRIPTION	QTY	UNIT

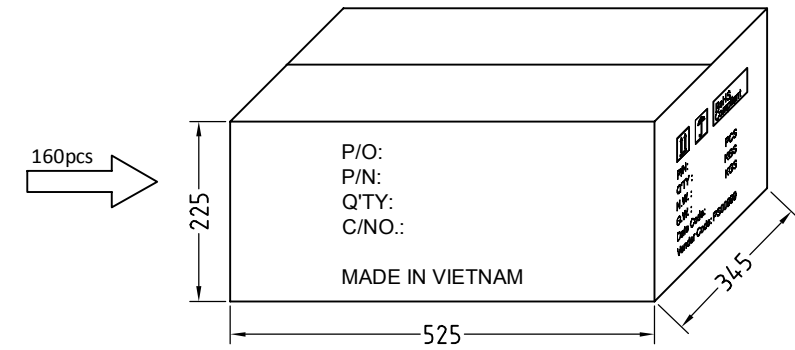
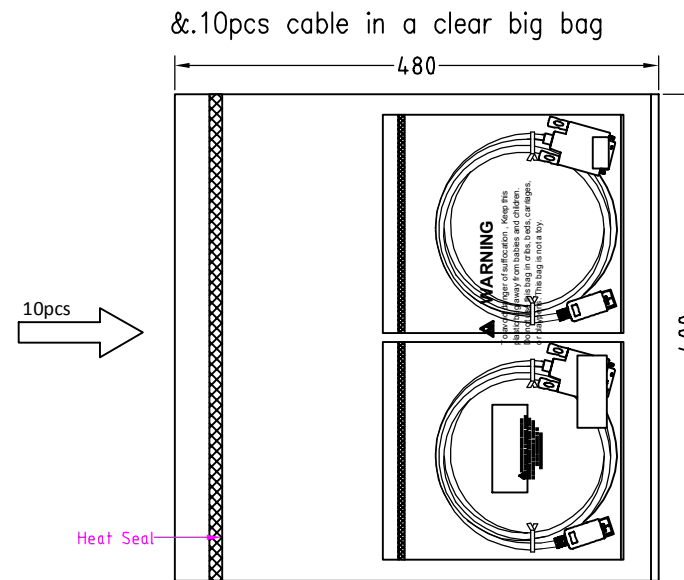
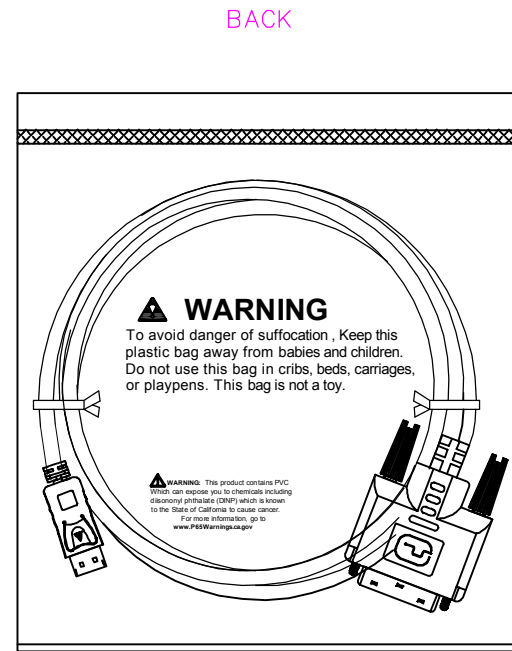
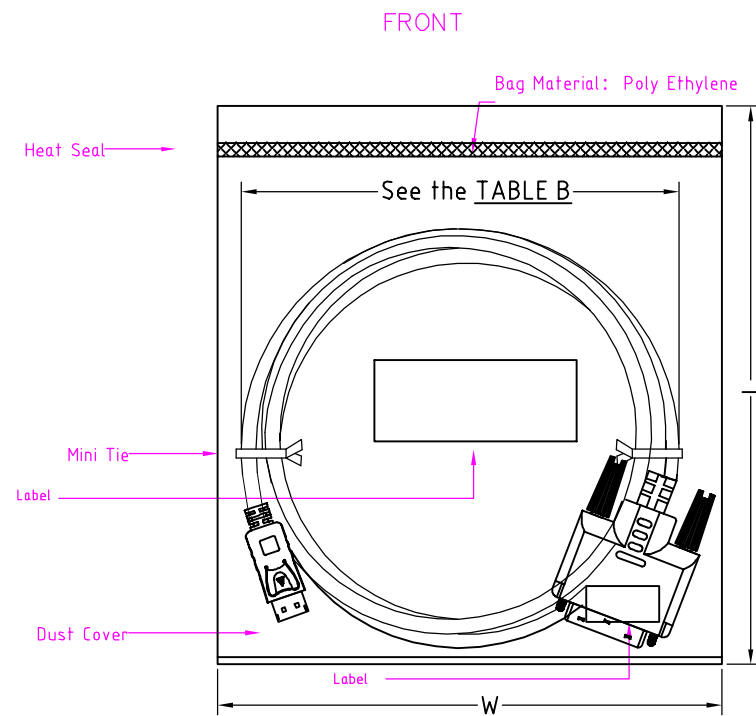
Unless specified on the drawing, tolerances are per the follows:

.	+1
.x	+0.2
.xx	+0.05

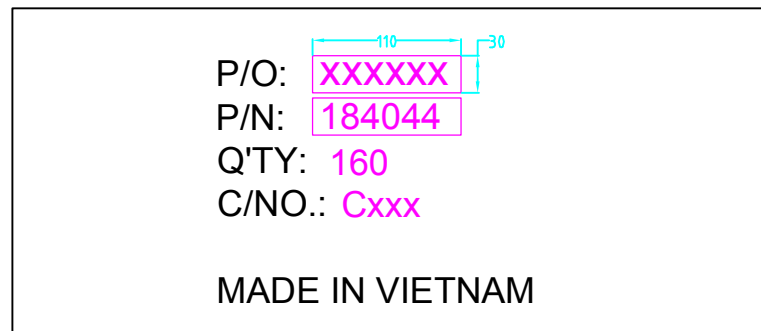
DRAWN BY	DATE: 2022/03/15	DESCRIPTION: DisplayPort to DVI(24+1) cable
CHECKED BY	SHEET 1of2	ITEM NO. 184044
APPROVED BY	SCALE None	REV. 1.0 UNIT: mm

NOTE: CARTON MATERIAL MUST BE A=A

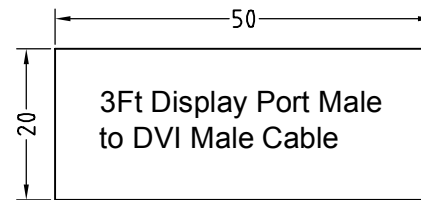
REVISION INFORMATION			
Rev.	Rev. Date	Modified By	Brief Description
1.0	2022-3-15	Hypo	Release to product



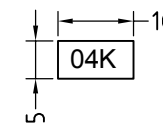
**MAIN MARK**



Label:  
Size: 50 x 20 mm



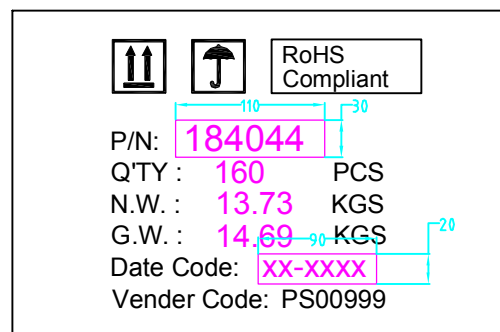
Label:  
Size: 10 x 5 mm



**Packing Instruction:**

1. First of all, protect the connector with dust covers, coil the cable (see attached). Secure the cable with cable tie, and then pack each cable with an individual PE bag, 10 pcs cable in a clear big bag, The label is attached to the PE bag.
2. Seal the PE bag with heat sealing machine.
3. Use a waterproof bag to pack the products before going into master carton. Make sure each individual cable is staggered and positioned tidily. A paperboard is needed in both the bottom and the top of the products.
4. See shipping mark on the left.

**SIDE MARK**



Carton Size: 20.67"(L)\*13.58"(W)\*8.86"(H)  
Carton Quantity: 160 pcs  
Carton Weight: 32.40 LBS

DRAWN BY	DATE: 2022/03/15	DESCRIPTION: DisplayPort to DVI(24+1) cable
CHECKED BY	SHEET 2of2	ITEM NO. 184044
APPROVED BY	SCALE None	REV.1.0 UNIT:mm