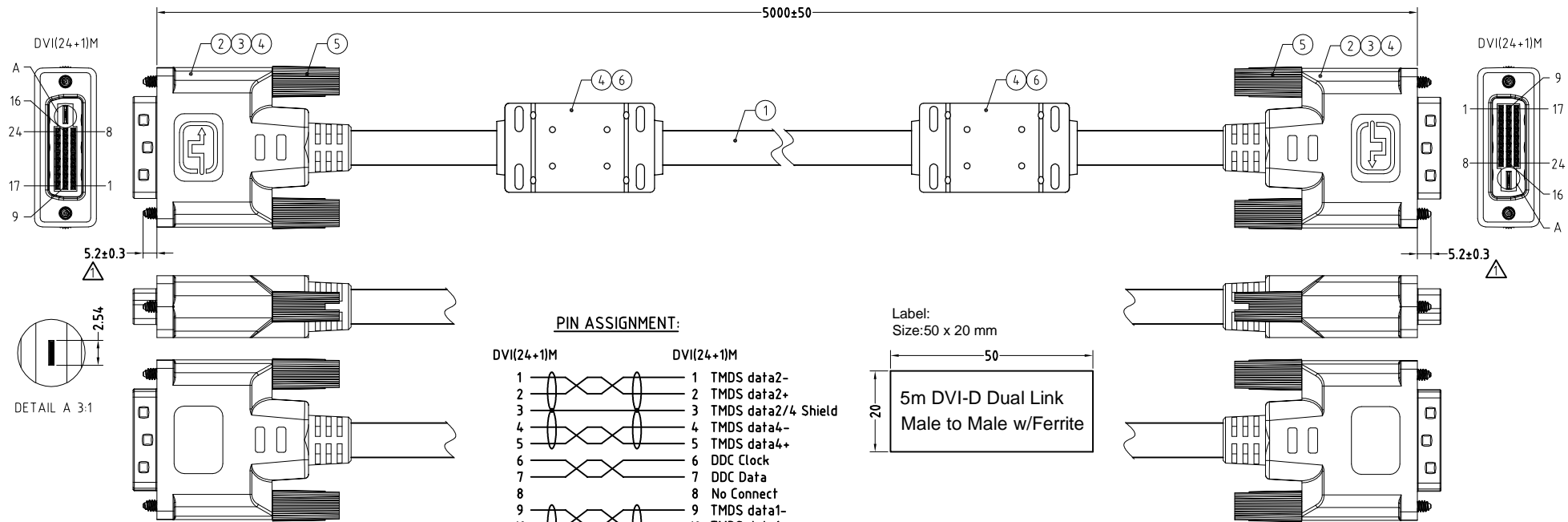


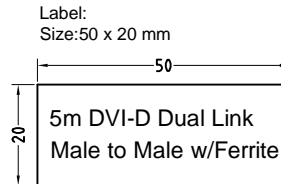
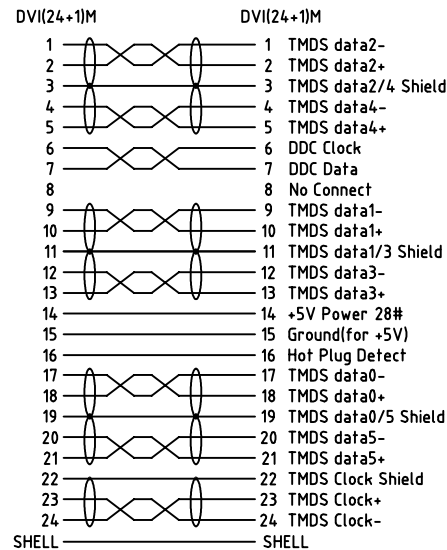
NOTE: ALL MATERIAL COMPLIANT ROHS STANDARD

REVISION INFORMATION

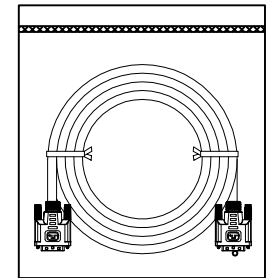
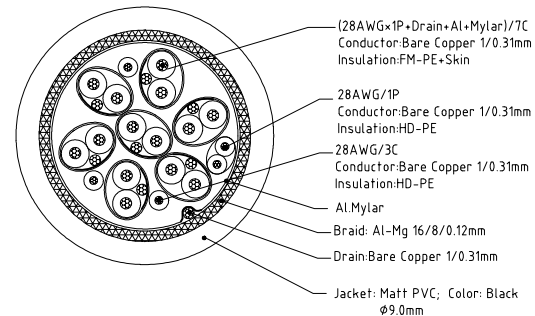
Rev.	Rev.Date	Modified By	Brief Description
1.0	2015-3-5	Pillar	Adding exposed screws Dimensions



PIN ASSIGNMENT:



Wire Details



Electrical character:

- 1)100% Open/short/Intermittent testing
- 2)Withstanding voltage:DC 300V AT 10ms.
- 3)Insulation resistance:10M Ohm(min)
- 4)Residual operating current:
 - a.<1M=0.5mA; b.1.0~2.0M=1.0mA;
 - c.2.0~3.0M=2.0mA; d.3.0~5.0M=3.0mA;
 - e.5.0~10M=5.0mA; f.10~15M=7.0mA;
- 5)Conductive resistance:5 Ohm(max)

NO.	PART NAME	SPECIFICATION DESCRIPTION	QTY	UNIT
⑥	Fe-core	17.5(OD)×10(ID)×28.0(L)mm	2	PCS
⑤	Thumbscrew	#4-40UNC,ø2.8×L44.5mm,Nickel Plated	2	PCS
④	Overmold	PVC,45Pa,Black	N/A	G
③	Innermold	PE,Low density	N/A	G
②	DVI_Conn	DVI(24+1)M,PIN G/F,Black Insulation,Steel-Shell(G/F Plated),Solder type	1	PCS
①	Cable	UL20276 (28#BC/1P+D+A+M)/7C+28#BC/(1P+3C)+A+D+B+PVC,OD9.0mm Jacket:Black	N/A	MM



DRAWN BY	DATE: 2015/03/05	DESCRIPTION: DVI(24+1) M TO M Cable Ass'y,5m
CHECKED BY	SHEET 1 of 1	ITEM NO. 180656
APPROVED BY	SCALE None	REV. 1.0
	UNIT: mm	