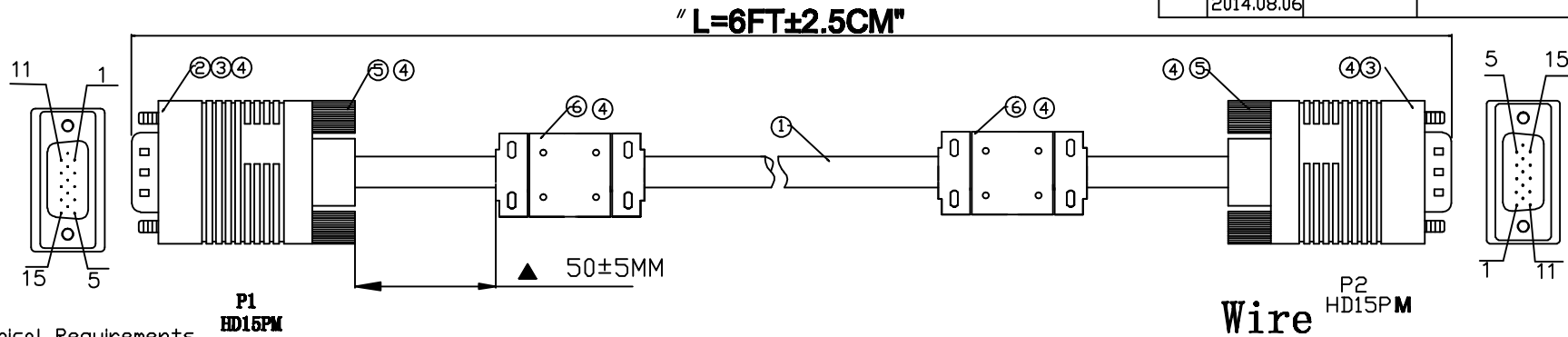


NOTE: ALL MATERIAL COMPLIANT ROHS STANDARD

REVISION INFORMATION			
Rev.	Rev. Date	Modified By	Brief Description
	2014.08.06		



Technical Requirements

1. Electrical Characteristics:

1.1. cable must pass electrical testing, no short circuit, open circuit, indirect sexual contact, insufficient insulation, dislocation, and other electrical contact resistance of adverse circumstances

1.2 Electrical Test Conditions

Conductor Resistance: $\le 10 \Omega$
 Insulation resistance: >math>\ge 10M \Omega / 300V</math>

2. Appearance requirements:

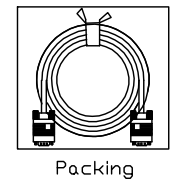
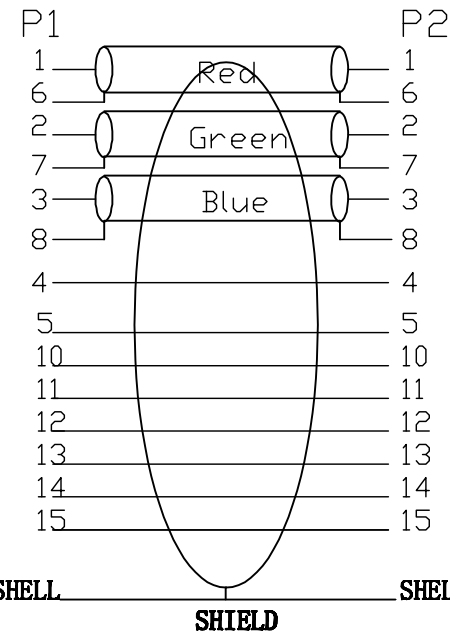
- 2.1 No shot short, shrink, flow liner
- 2.2 Wire surface printing clear, smooth appearance, can not have scratches and obvious color
- 2.3 15PIN connector no empty pin and blunt glue
- 2.4 Terminals can not have oxidation or electrodeposited coating fall off

3. Size request

- 3.1 cable length match the drawing
- 3.2 'A' qc test according to this size
- 4. cable wire connect point view the point

5. Packing:

Circle around a single package.



1). Material List :

NO.	PART NAME	SPECIFICATION DESCRIPTION	QTY	UNIT
⑥	Ferrite	Ferrite 10.5*17.5*28.5mm	2	PCS
⑤	SCREW	Screw 2.3*45MM	4	PCS
④	Outer Molding	45P Black PVC (ROHS)	NA	KG
③	PE	PE Internal Mold Material	NA	KG
②	Connector	HD15PM Blue Bobbin Nickel-Plated	2	PCS
①	Wire	(7/0.12TC+PWF*30/0.12CCA+2.5PVC)*9Coax+7/0.12TC+6C+AL+D 7/0.12BC+1288 AL-MS 009.5	6	FT

BestLinkNetware

DRAWN BY	DATE: 2014/08/06	DESCRIPTION: 6R SVGA Male to Male Cable w/Ferrite Core	
CHECKED BY	SHEET 1 of 1	ITEM NO. 180455	
APPROVED BY	SCALE 1:1	REV. 00	UNIT: mm