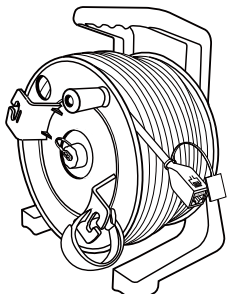


NOTE: ALL MATERIAL COMPLIANT ROHS STANDARD

REVISION INFORMATION			
Rec.	Rec. Date	Modified By	Brief Description

444 mm
210 mm



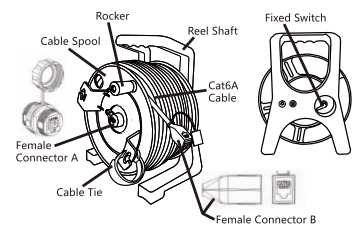
**CAT6A S/FTP
Outdoor Indoor Mobile
Extension Reel Cable**

Operating Instruction

Item No.	Functional Specifications
1	Reel: used for bearing cable, portable and easy to move.
2	Cable: the cable wrapped around the axle wheel can be pulled out easily and quickly to shrink to the nearest fixed network port.
3	Female A: connects to fixed network ports with cable.
4	Female B: connects to the devices that need to use the network outdoors with cable.
5	Fixed Switch: clockwise to lock the shaft wheel, counter clock wise to loosen the shaft wheel to rotate.
6	Cable Tie: used to fix cable
7	Hand Rocker: used for take up and setting out
8	Winding Reel: used to store longer cable
9	Dust cover: when not using the spool, cover on the female connector so that can effectively protect it.

Key Feature

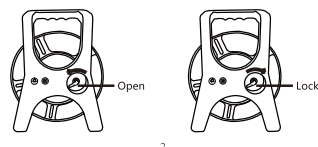
- PUR (Polyurethane Reactive) jacket ideally for industrial outdoor.
- Cable reel built with 23AWG S/FTP Copper & Patented Molded Keystone Jack on easy deploy cable reel.
- Ideally for stage, entertainment activities (concerts, shows and advertising boards).
- Molded keystone jack makes the connection more tough and stable.
- Length 150ft enable easy temporary installation for shorter LAN connection over a great distance.



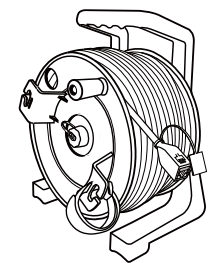
Method of Use

Place the spool to the network source, and then turn counter clock wise to open the fixed switch. After the fixed shaft, hold the female connector B and pull out the network cable to the place where it needs to be used. Then connect the network source with the female connector with the cable, and then connect the device with the female connector B with the cable.

When recycling, shake the hand rocker to make the network cable wound on the shaft wheel, and lock the fixed switch after recycling the network cable.



User manual
black printing, folading,
80g coated paper, double-sided printing.



**CAT6A S/FTP
Outdoor Indoor Mobile
Extension Reel Cable**

Operating Instruction


Specification	
Parts	Specification
Cable Reel	Material: ABS plastic Dimensions as shown in figure
Cable	CAT6A 23AWG S/FTP PUR OD7.8±0.2MM L:150FT
Range	-20°C~60°C
RJ45 Plug	8P8C 50U" Gold plated two-pcs plug shielded nickel plating.
RJ45 Female	8P8C 50U" Molded gold plated female shielded nickel plating with dust cover
Molded	PVC Molded Boot
Conductor Material	Solid Bare Copper
Package Includes	Cat.6A S/FTP installation cables + Cable drum
Dimension (Reel+Cable)	24cm(L)*20cm(W)*31cm(H)
Weight (Reel+Cable)	4.2KG

Front


Back

Note

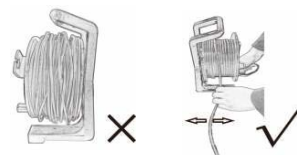
- Do not bend the cable too much.



- When using, the speed that wire is pulled is appropriate, cannot too fast.



- After using, pay attention to the tightness between the wires when recovering and winding, and shake the rocker with the right hand and pull the wire evenly with the left hand to make the network cable neat.



Maintenance Method

- Do not clean the spool with water or other liquids (such as shaft, cable, interface, etc., can be wiped with a clean cloth)
- Do not clean the product with any grinding tools or solvents that may damage the surface.
- After using, please wrap it with waterproof bag and place it in dry place to prolong the service life.

Specification

Parts	Specification
Cable Reel	Material: ABS plastic Dimensions as shown in figure
Cable	CAT6A 23AWG S/FTP PUR OD7.8±0.2MM L:150FT
Range	-20°C~60°C
RJ45 Plug	8P8C 50U" Gold plated two-pcs plug shielded nickel plating.
RJ45 Female	8P8C 50U" Molded gold plated female shielded nickel plating with dust cover
Molded	PVC Molded Boot
Conductor Material	Solid Bare Copper
Package Includes	Cat.6A S/FTP installation cables + Cable drum
Dimension (Reel+Cable)	24cm(L)*20cm(W)*31cm(H)
Weight (Reel+Cable)	4.2KG



DRAWN BY FW	DATE: 2022/05/09	DESCRIPTION: 150Ft Cat6A S/FTP Indoor/Outdoor Mobile Extension Reel
CHECKED BY ACE	SHEET of	ITEM NO.
APPROVED BY	SCALE 1:1	REC. 00 UNIT: mm